

KGGM

MUSSO Q300



01. SIDE STEP



Distinctive Premium Design


Features a refined painted finish unlike competitors with a practical, functional shape that enhances aesthetic, emotional, and visual appeal

Enhanced Side Step Functionality

Provides safe and effortless vehicle access with a durable, anti-slip surface for all conditions

01-1. FIXED SIDE STEP

Parts no: 09APA386S0



SUB BRKT NO.2



SUB BRKT NO.4



SUB BRKT NO.2 X 2

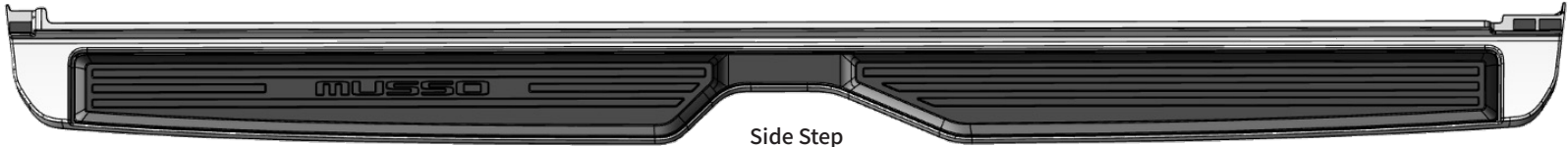


SUB WHL ARCH MT BRKT



6 EA 11 EA 1 EA 4 EA

HARDWARE KIT



Side Step

01-2. OFF ROAD SIDE STEP

Parts no: 09APA386F0



Convenience & Practical Use

Provides a stable stepping point for easier entry and exit

Off-Road Aesthetic

Constructed from aluminum instead of plastic delivering a tough look

02. SLIDING COVER

Parts no: 09APA386DH (Short) / 09APA386DL (Long)



KGM MUSSO Sliding Cover

1. Smooth & effortless operation
2. Flexible side rail configurations
3. Unlimited loading height
4. Cargo access even when locked
5. Secure key locking system

03. DECK TOP HARD

Parts no: Please refer to the last page for more details

HARD TOP



Premium Deck Top Protection

Provides secure cargo coverage with enhanced durability and weather resistance

03. DECK TOP HARD

Parts no: Please refer to the last page for more details

HARD TOP

- Optimized Loading Height 1,040 mm height for efficient cargo handling
- Premium Lightweight Materials Durable, lightweight construction for better efficiency

Privacy Rear Glass

Provides secure cargo coverage with enhanced durability and weather resistance

Keyless Door Switch

Convenient access integrated with vehicle locking system

04. DECK TOP COUPE

Parts no: Please refer to the last page for more details

COUPE TOP




Sporty & Aerodynamic Styling

Dynamic coupe-inspired shape delivers a bold and premium visual identity

04. DECK TOP COUPE

Parts no: Please refer to the last page for more details

COUPE TOP



Good durability

Manufactured using an FRP sandwich construction, it offers excellent durability, strength and high resistance to deformation.



Design

The coupe top features elegant lines and a distinctive aerodynamic design.

LED

Interior LED lighting for clear cargo visibility at night or in bad weather. KG-exclusive LED applied to the exterior roof spoiler lamp



Open Switch

Open the top door using switch. Rubber cap prevents the switch from Direct exposure to rainwater.

Ref. DECK TOP COLOR CODE

WAA



LAK



ACM



GAM



Ref. DECK TOP COLOR CODE

OBH



EBK




BBE



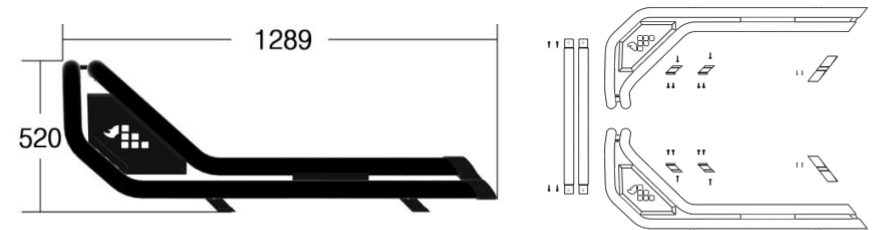
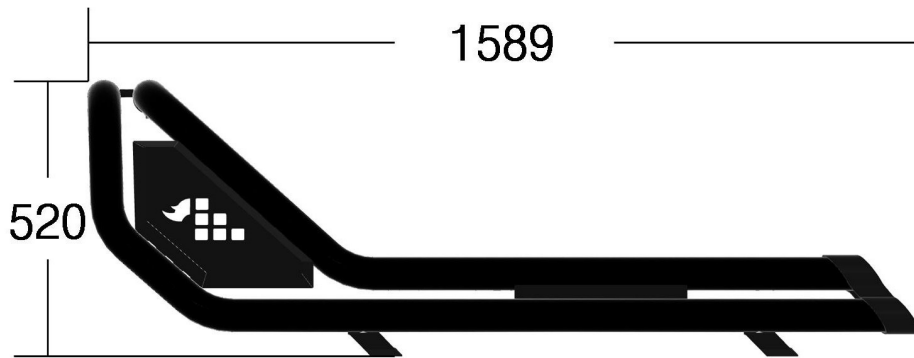
BBE color vehicles are equipped with a coupe top in LAK color.
The emblem is silver.
The hardtop and coupe have the same color.

05. ROLL-BAR



05. ROLL-BAR

#STAINLESS STEEL



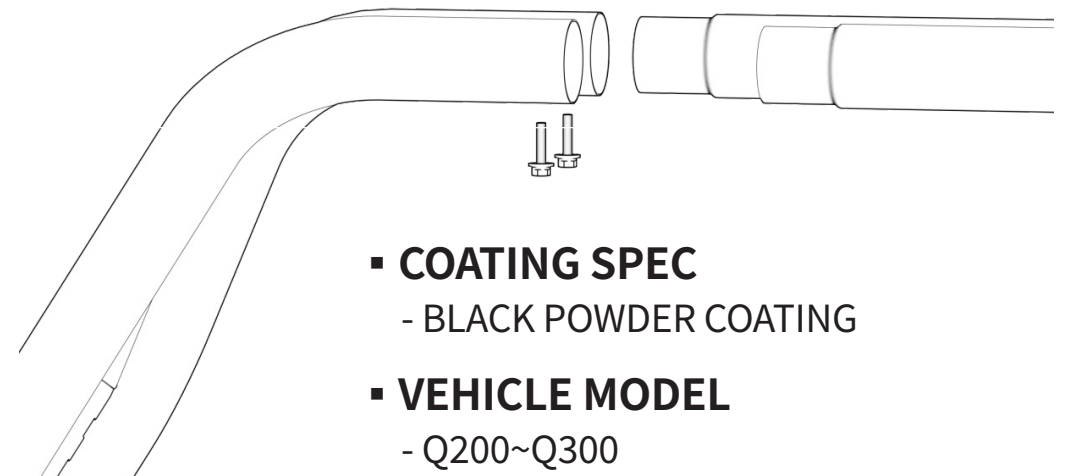
▪ SPEC

- LONG : 1,745 X 1,589 X 520/MM
- SHORT : 1,745 X 1,289 X 520/MM

▪ WEIGHT

- LONG : 35KG
- SHORT : 27KG

Parts no: 09APA386RL (Long)



▪ COATING SPEC

- BLACK POWDER COATING

▪ VEHICLE MODEL

- Q200~Q300

Parts no: 09APA386RS (Short)

06. UNDER COVER / UREA TANK COVER



UREA TANK COVER

Enhanced Underbody Protection Performance
Effectively protects the engine and key components from road impacts, chemicals, and physical debris

Improved Vehicle Durability and Longevity
Reduces the risk of corrosion and damage, contributing to lower maintenance costs over long-term use

Upgraded Exterior Appearance
A key design element that completes the rugged and professional look of a pickup truck

06. UNDER COVER / UREA TANK COVER



- UNDER COVER - BULKY


Parts no: 09AP038045



- UREA TANK COVER

271mm X 615mm X 459mm /13kg

Parts no: 09AP03810AE



07. SLIDING BED

Parts no: 09APA386BS / 09APA386BL



Maximized Loading and Unloading Convenience

Enables safe and fast loading without the need to reach deep into the vehicle bed for heavy cargo

Improved Work Efficiency

Minimizes movement during logistics and on-site operations, reducing work time and fatigue

- LONG : 1130mm X 1630mm X 200mm / 40kg
- SHORT : 1130mm X 1310mm X 200mm / 35kg
- LOAD CAPACITY RECOMMENDED : 200kg (MAXIMUM : 350kg)
- ELECTRODEPOSITION COATING
- POWDER COATING (BLACK)
- STAINLESS STEEL

08. REAR STEP

Parts no: 09AP03809S / 09AP03809L



Convenient Rear Step Access

Provides easy and safe access to the cargo bed with a sturdy, anti-slip stepping surface

Robust & Functional Rear Step

Designed for durability and stability in all working and outdoor conditions

PART NUMBER LIST

CATEGORY	PART NO.	PART NAME
FIXED SIDE STEP	<i>09APA386S0</i>	<i>SIDE STEP ASSY SET</i>
	<i>09APA386SL</i>	<i>SIDE STEP ASSY-LH</i>
	<i>09APA386SR</i>	<i>SIDE STEP ASSY-RH</i>
OFF-ROAD SIDE STEP	<i>09APA386F0</i>	<i>OFF ROAD STEP ASSY-SIDE [SET]</i>
	<i>09APA386FL</i>	<i>OFF ROAD STEP ASSY-SIDE-LH</i>
	<i>09APA386FR</i>	<i>OFF ROAD STEP ASSY-SIDE-RH</i>
DOOR GARNISH	<i>09APA386G0</i>	<i>DOOR GARNISH[SET]</i>
	<i>09APA38GFL</i>	<i>DOOR GARNISH-FRT-LH</i>
	<i>09APA38GFR</i>	<i>DOOR GARNISH-FRT-RH</i>
	<i>09APA38GRL</i>	<i>DOOR GARNISH-RR-LH</i>
	<i>09APA38GRR</i>	<i>DOOR GARNISH-RR-RH</i>
SLIDING COVER	<i>09APA386DH</i>	<i>DECK COVER ASSY-SLIDING SHORT</i>
	<i>09APA386DL</i>	<i>DECK COVER ASSY-SLIDING LONG</i>

PART NUMBER LIST

CATEGORY	PART NO.	PART NAME
DECK TOP HARD	<i>09APA38HS4WAA</i>	<i>DECK TOP ASSY-HARD SHORT</i>
	<i>09APA38HS4LAK</i>	<i>DECK TOP ASSY-HARD SHORT</i>
	<i>09APA38HS4ACM</i>	<i>DECK TOP ASSY-HARD SHORT</i>
	<i>09APA38HS4EBK</i>	<i>DECK TOP ASSY-HARD SHORT</i>
	<i>09APA38HS4OBH</i>	<i>DECK TOP ASSY-HARD SHORT</i>
	<i>09APA38HS4GAM</i>	<i>DECK TOP ASSY-HARD SHORT</i>
	<i>09APA38HL4WAA</i>	<i>DECK TOP ASSY-HARD LONG</i>
	<i>09APA38HL4LAK</i>	<i>DECK TOP ASSY-HARD LONG</i>
	<i>09APA38HL4ACM</i>	<i>DECK TOP ASSY-HARD LONG</i>
	<i>09APA38HL4EBK</i>	<i>DECK TOP ASSY-HARD LONG</i>
	<i>09APA38HL4OBH</i>	<i>DECK TOP ASSY-HARD LONG</i>
	<i>09APA38HL4GAM</i>	<i>DECK TOP ASSY-HARD LONG</i>

PART NUMBER LIST

CATEGORY	PART NO.	PART NAME
DECK TOP COUPE	<i>09APA38PS4WAA</i>	<i>DECK TOP ASSY- COUPE SHORT</i>
	<i>09APA38PS4LAK</i>	<i>DECK TOP ASSY- COUPE SHORT</i>
	<i>09APA38PS4ACM</i>	<i>DECK TOP ASSY- COUPE SHORT</i>
	<i>09APA38PS4EBK</i>	<i>DECK TOP ASSY- COUPE SHORT</i>
	<i>09APA38PS4OBH</i>	<i>DECK TOP ASSY- COUPE SHORT</i>
	<i>09APA38PS4GAM</i>	<i>DECK TOP ASSY- COUPE SHORT</i>
	<i>09APA38PL4LAK</i>	<i>DECK TOP ASSY- COUPE LONG</i>
	<i>09APA38PL4ACM</i>	<i>DECK TOP ASSY- COUPE LONG</i>
	<i>09APA38PL4EBK</i>	<i>DECK TOP ASSY- COUPE LONG</i>
	<i>09APA38PL4OBH</i>	<i>DECK TOP ASSY- COUPE LONG</i>
	<i>09APA38PL4GAM</i>	<i>DECK TOP ASSY- COUPE LONG</i>
	<i>09APA38PL4WAA</i>	<i>DECK TOP ASSY- COUPE LONG</i>

PART NUMBER LIST

CATEGORY	PART NO.	PART NAME
ROLL BAR	09APA386RL	ROLL BAR(MODERN)-LONG DECK
	09APA386RS	ROLL BAR(MODERN)-SHORT DECK
SLIDING BED	09APA386BS	BED ASSY-DECK SLIDING SHORT
	09APA386BL	BED ASSY-DECK SLIDING LONG
UNDER COVER / COVER ASSY - UREA TANK	09AP038045	UNDER COVER - BULKY
	09AP03810AE	COVER ASSY-UREA TANK
REAR STEP	09AP038090S	STEP ASSY-RR BUMPER S/DECK
	09AP038090L	STEP ASSY-RR BUMPER L/DECK